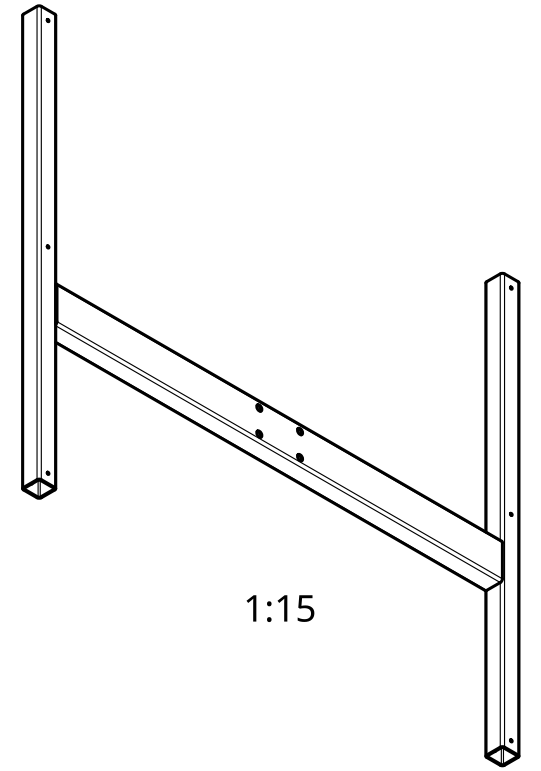
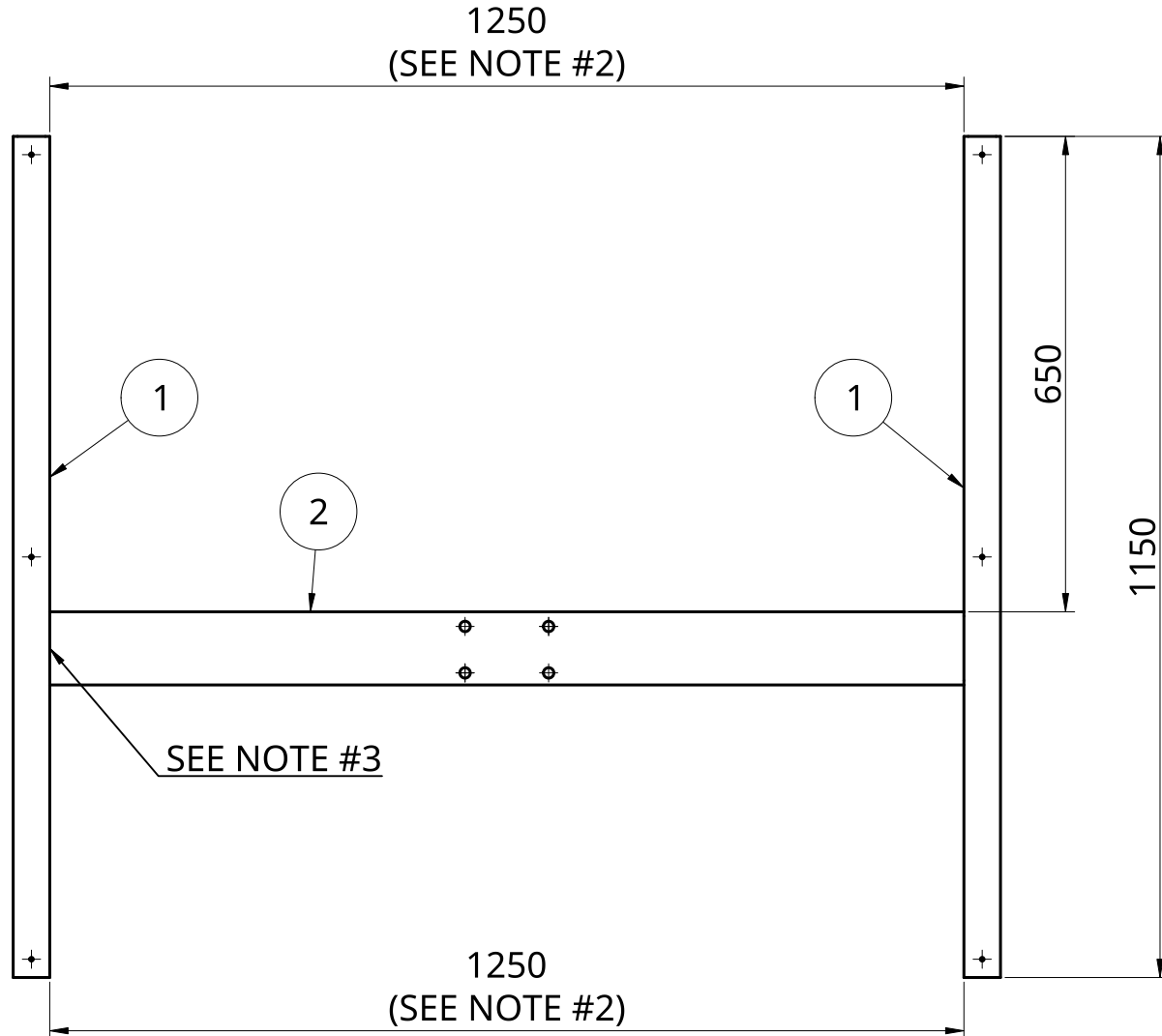

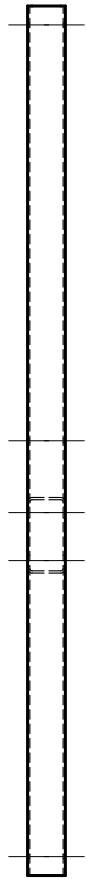


Item	Qty	Part No.	Description	Name
1	2	1100-1	SHS 50 x 50 x 3	1100-1_H-Frame leg tube
2	1	1100-2	RHS 100 x 50 x 3	1100-2_H-Frame cross tube



- NOTES:
- CRITICAL:** FRAME MEMBERS MUST BE SQUARE.
  - TOP & BOTTOM OF FRAME MUST NOT CLOSE-IN WHEN WELDING. SECURE SPACING WITH A FIXTURE
  - NO RAISED WELD BEAD PERMISSABLE ON BOTH SIDES OF H-FRAME

UNLESS OTHERWISE SPECIFIED,  
DIMENSIONS ARE IN MILLIMETERS

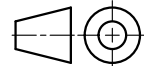
X = ±0-  
X.X = ±0.0-  
X.XX = ±0.00-  
ANGULAR = ±

SURFACE FINISH

DO NOT SCALE DRAWING

BREAK ALL SHARP EDGES AND  
REMOVE BURRS

FIRST ANGLE PROJECTION



	NAME	SIGNATURE	DATE
DRAWN	MICHAEL MCCLAIN		2019-07-12
CHECKED			
APPROVED			
MODIFIED	MICHAEL MCCLAIN		2021-01-14
MATERIAL	FINISH		

**MICHIGAN SOILWORKS**

TITLE  
**CFT MODULE METRIC  
H-FRAME  
1100-0\_H-FRAME**

SIZE	DWG NO.	REV.
<b>A3</b>	<b>1100-0</b>	<b>B</b>
SCALE 1:10	WEIGHT 18 kg	SHEET 1 of 3

4

3

2

1

D

D

C

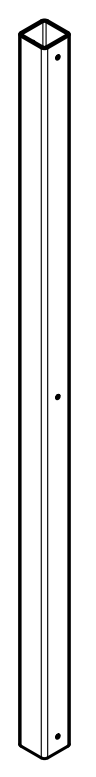
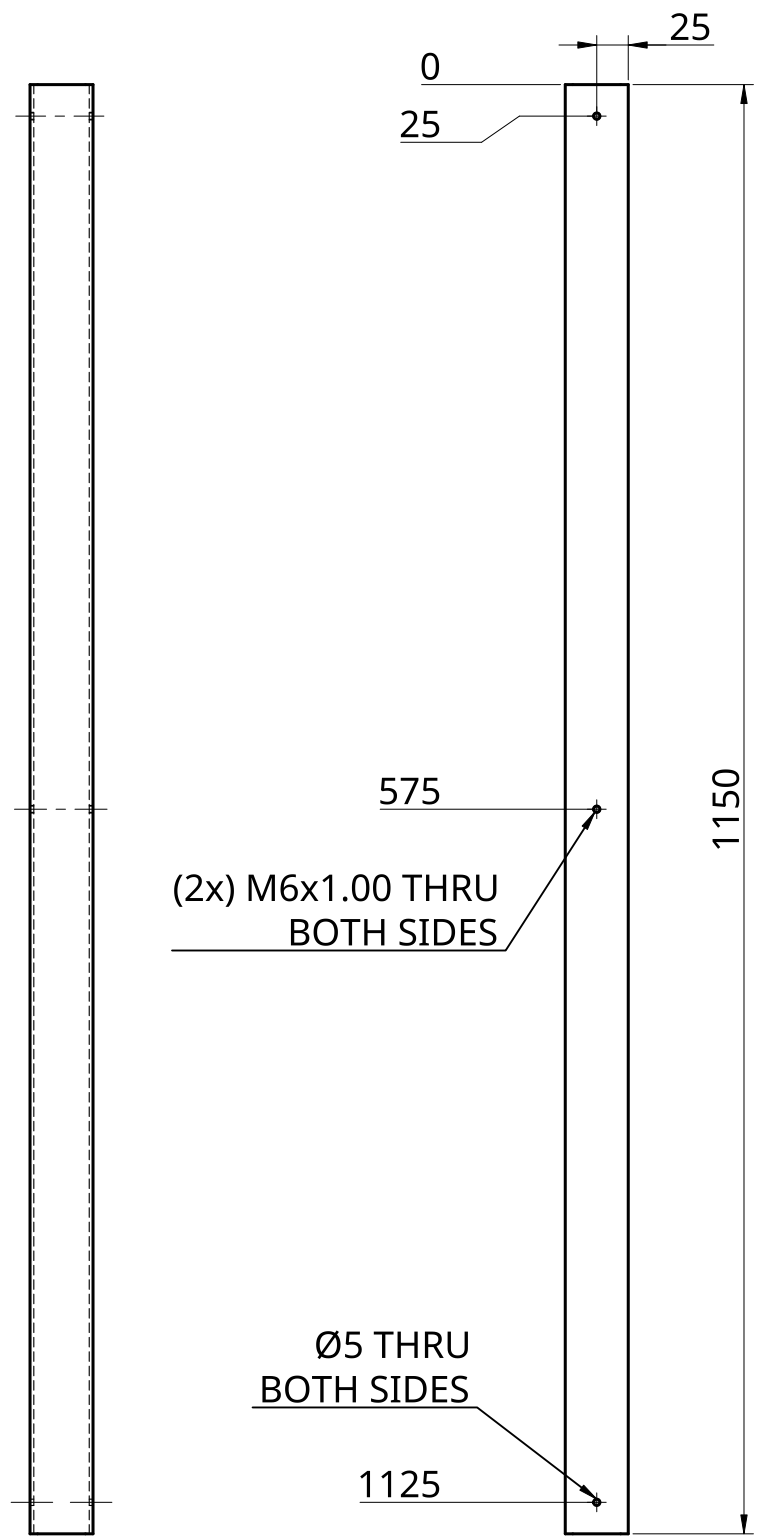
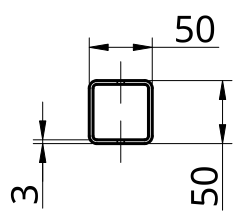
C

B

B

A

A



1:10

NOTES:  
1.

UNLESS OTHERWISE SPECIFIED, DIMENSIONS ARE IN MILLIMETERS				<b>MICHIGAN SOILWORKS</b> TITLE <b>CFT MODULE METRIC H-FRAME</b> <b>1100-1_H-FRAME LEG TUBE</b>			
X = ±0- SURFACE FINISH		DRAWN	MICHAEL MCCLAIN			SIGNATURE	DATE
X.X = ±0.0-		CHECKED					
X.XX = ±0.00- ANGULAR = ±		APPROVED					
DO NOT SCALE DRAWING		MODIFIED	MICHAEL MCCLAIN		2021-01-14		
BREAK ALL SHARP EDGES AND REMOVE BURRS							
FIRST ANGLE PROJECTION		MATERIAL		FINISH			
		SHS 50 X 50 X 3					
SIZE	DWG NO.		REV.				
<b>A3</b>	<b>1100-0</b>		<b>B</b>				
SCALE	1:6	WEIGHT	4.9 kg	SHEET	2 of 3		

4

3

2

1

4

3

2

1

D

D

C

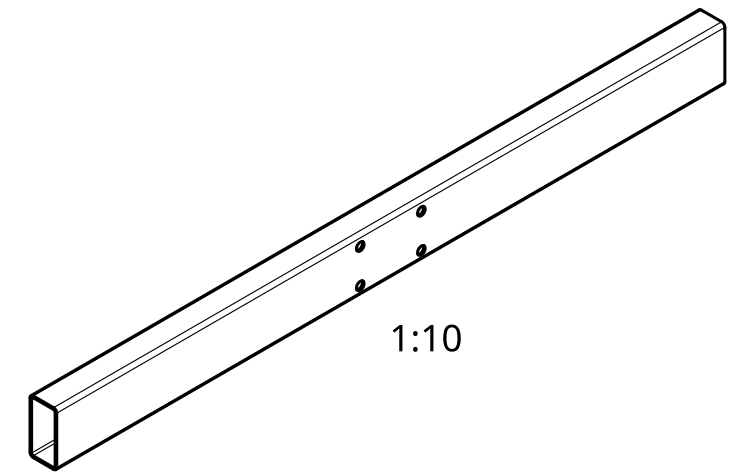
C

B

B

A

A



1:10



1250

[0,562 in]  
(4x) Ø14,3 THRU  
BOTH SIDES

[4,5 in]  
114,3

567,9

682,2

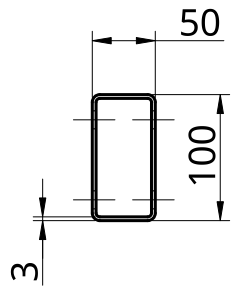
[2,5 in]  
63,5

[3,15 in]

80

[0,65 in]  
16,5

0



3

50

100

UNLESS OTHERWISE SPECIFIED,  
DIMENSIONS ARE IN MILLIMETERS

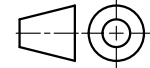
X = ±0-  
X.X = ±0.0-  
X.XX = ±0.00-  
ANGULAR = ±

SURFACE FINISH

DO NOT SCALE DRAWING

BREAK ALL SHARP EDGES AND  
REMOVE BURRS

FIRST ANGLE PROJECTION



	NAME	SIGNATURE	DATE
DRAWN	MICHAEL MCCLAIN		2019-07-12
CHECKED			
APPROVED			
MODIFIED	MICHAEL MCCLAIN		2021-01-14

MATERIAL  
RHS 100 X 50 X 3

FINISH

MICHIGAN SOILWORKS

TITLE  
CFT MODULE METRIC  
H-FRAME  
1100-2\_H-FRAME CROSS TUBE

SIZE **A3** DWG NO. **1100-0** REV. **B**

SCALE 1:6 WEIGHT 8.2 kg SHEET 3 of 3

NOTES:

1.

4

3

2

1